



This Issue Safer at Home Edition #29

- Workshop.....September 10th
- Global Quilt ConnectSeptember 17 & 18
- WQ Officer & Chairman Reports
- Virtual Quilt Shows, Lectures, & Classes
- Call for Entries
- Neighborly Guild Calendar

Westside Quilters Quarterly Meeting

Ellen Lindner

Saturday, October 8, 2022

"Confessions of a Fabric Whisperer"

10:00am -12:30am. Social Hour at 9:30am

Lecture at 11 am

Zoom meeting invitation will be sent to all members



Upcoming Workshops & More

- Upcoming, **September 10th Karen Eckmeier** - will teach her workshop "Accidental Landscape Magic". This workshop is now open for registration.
- **September 17 and 18 Global Quilt Connections "All Star Virtual Sampler Platter"**, Zoom link will be sent to all members.
- At our **Quarterly meeting Saturday, October 8th Ellen Lindner** will present her lecture "Confessions of a Fabric Whisperer". What do 750 pins, window screening, and paint have in common? They've all been used by Ellen Lindner in creative ways as she's made art quilts. Join her in an amusing accounting of some of the wacky things she's done over the years, some of them successful and some of them resulting in "rough drafts." She'll share with you why even the unsuccessful ones are useful and why she fearlessly embraces experimentation.
- Save the date, **WQ Philanthropy Day November 12th!**
- In person **WQ Holiday Tea Saturday, December 10th.**
- Meetings and classes will continue on Zoom at least until 2023.



National Sewing Month

"National Day" pictures are actual quilts.



PRESIDENT'S MESSAGE

Glen and I are happy and relieved that our Westwood house is now in escrow which will hopefully close in late September. We are still dealing with a few contingencies, so we are not starting to pack quite yet, leaving me with a lot of free time. Recently a lot of that free time has been taken up dreaming of my new mythical quilt studio in our mythical, as yet unfound house in Huntsville.



Right now, my Pinterest boards are full of ideas. I took lots of notes when Lilo Bowman was a speaker for WQ some months ago and I bought her book. So many thoughtful ideas. My needs? For me, first of all, a much larger space. Space enough for me to raise the hinged leaf on my sewing table to support a large quilting project and not be sewing facing a wall. Then, a big cutting /work table with storage beneath... perhaps made from Ikea book shelves screwed together. There are lots of diy specs for that online. Next a big board pressing surface. Lots of pegboard for tools and shelving for my hopefully organized fabric stash. A trolley on wheels for all my paints and surface media supplies. A big, big flannel covered design wall. Good lighting and windows looking out to the outside world. And, some useful and easily accessible way to store all of my rolled-up quilts

And machines? I have 5 including two Featherweights, a small Janome for taking to classes, my trusty Viking SE and my Juki straight stitch. What I would really like to add is a sit down longarm like a Bernina Q20. Need room for that. It's going to take some time and money, but it's fun to dream...

So, in your dreams what would you choose to make your dream studio more efficient and your own?

Sally Wright
Westside Quilters, President



National Good Neighbor Day Sept. 28th



National Girls' Night Sept. 22nd



National Guacamole Day Sept. 16th



National Just One Human Family Sept. 12th



Membership.....

Continue to be part of the Westside Quilters fun!

**Renew by September 15th
to be included in the
2022-2023 Westside Quilters Roster**

See Westside Quilters
website for renewal details:
<http://www.westsidequilterslosangeles.org>



Greetings from Membership!
If you have not yet, please send in your
Membership Form (available on the Westside Quilters website) and your payment for the 2022-2023
Membership Year. We have extended the deadline to September 15th 2022, after that date I'm afraid
you'll be missing out on all the perks of being a Westside Quilter.

Thanks, and hope to see you re-up for another fabulous year!

Amy Barer - Membership

Programs....

A group of us met last month with Carol Morissey for a quilted postcards workshop. It was so much fun! Everyone had a good time, we learned some great tips, and we shared our beautiful creations. It was a rare occasion for instant gratification! And, as a bonus, Carol followed up by sending workshop participants two bonus patterns.

We hope many of you will join us on September 10 for a workshop with Karen Eckmeier. Registration is open, and you can reserve a spot on the website or by emailing programs@westsidequilterslosangeles.org

Also coming in September is another Global Quilt Connections Sampler. This program is paid for by the guild and is provided free as a benefit of membership. This sampler will take place on September 17 and 18, and all members who have renewed by September 15 will receive an email with the links to this event. This is a great opportunity to "meet" various teachers and see a short mini-lesson from each of them. And if you see a teacher, you think would be good for our guild, please let us know. We are always thinking ahead and looking for good teachers to add to our schedule.

Looking ahead, our October 8th General Meeting will feature a lecture by Ellen Lindner, and November 12 will be our annual Philanthropy Sew-In. Last, but by no means least, we will have our Holiday Tea on December 10 – outdoors and IN PERSON! Watch your email for more information. I don't know about you, but I am so excited to get together with everyone again.

Barbara Marom-Pollack, Programs Co-Chair



A Saturday workshop with:

Karen Eckmeier

www.kareneckmeier.com

"Accidental Landscape Magic"

Workshop Saturday, September 10, 2022

10:00 am - 1:00 pm.

The workshop fee is \$30

A free pdf pattern will be sent to participants about a week prior to the class.

This workshop is now open for registration.

Accidental Landscape™: Beaches Create miniature Beach seascapes using Karen's "Layered Waves" technique. The little Beach scenes are quick and easy to make, no templates, no fuss – just free form rotary cutting and topstitched edges. The results are always a pleasant surprise. Personalize your beach by adding collage details like a dune fence, beach grass, shells, sailboats, beach chairs, umbrellas, lighthouses, photo transfers, etc. by adding lace, yarns, and beads. Finished size: approx. 8" x 12" (not including borders)

Accidental Landscapes: What they are and how they evolved

How can a landscape be accidental? Lines and colors are carefully planned and the process of layering is left to serendipity. Curved or zigzag strips are cut free form (no templates or foundation bases are used), the edges are ironed under, then layered one on top of each other starting from the sky and working to the bottom of the scene. The scene is then pinned and topstitched. The topstitching is done 1/8" from the edge which gives the surface a wonderful added texture.



When teaching my "Layered Curves and Peaks" technique, my students would learn the topstitching technique by creating a textured piece of "Layered Curves" fabric. The fabric could then be used as is or cut up in different ways to form fun designs. Often, we would notice that if we viewed the curved lines in a horizontal format, we could envision little abstract landscapes. I tried making some landscapes on my own and brought them to the next couple of workshops. Everyone loved them and wanted the patterns! I told them that they already knew the technique and besides, the landscapes went together quite accidentally. I promised to try and write down the "guidelines" for the colors and lines. That's how I got into the pattern business – accidentally! (my "Accidental Landscapes" article was featured in the Summer 2003 issue of the "American Quilter" magazine)

Bio

Since I was a little girl, I have always felt the need to create. I consider myself a serious "doodler" – pencil in hand, I just love making lines and patterns. Color had always intimidated me, because I didn't enjoy the mess of mixing paints and I didn't have the color confidence to select the right colors. Fabric was a welcome relief to my dilemma– colors came already "pre-mixed" – no color charts, no mess, no fuss AND I could work with them anywhere in the house. I do love painting on fabric now, which I happily cut up and use in my fabric art.

The sewing machine didn't enter my life until I was 30 years old. I had purchased one as a young mother feeling it was my duty to own one. The sewing machine sat in a closet till the day I saw my first quilt. Having drawn and taken art lessons since I was 6 years old, I figured that if I could draw it, I could figure out how to sew it. Even though my first projects were far from perfect, I loved working with fabric and couldn't wait to get to the quilting stage to add the wonderful texture to the surface.



I pursued German and Russian languages in college, thinking I would pursue a career as a translator, but spent time in a German commercial bank instead, then switched to doing pen & ink renderings of houses for real estate companies and homeowners so that I could be home with my children. Next, I dabbled in real estate as a sales agent, however, when I realized that I was *drawing* more houses than selling them, I finally listened to the artist within me and pursued a career in art.

In 1996 I started making art quilts, which were very well received in national and international shows. The awards encouraged me to move forward in my new direction. My hobby officially became my business in 2002 when I opened my business "The Quilted Lizard." For 8 years I taught at a local quilt store and in 2002 I began teaching my technique "Layered Curves" and "Accidental Landscapes™" nationwide. Teaching workshops gives me the opportunity to share my passion for playing with fabric with others, and I love it!!

Supply List

Fabric:

- Sky – ¼ yard (1/2 yard if the fabric is directional)
- Sand – 1/8 yard of 11 different "sand" fabrics (medium and light values)
- Water – 1/8 yard of 3 different water fabrics (one dark, one medium and one light)
- Dune Fence – Scraps of appropriate color
- Sailboats – scraps of white Fabric scraps for beach grass, beach chairs, umbrellas, bucket, lighthouse, etc.... Tiny shells, beads, yarns, white lace for waves
- Photo transfers (optional)
- Inner Borders (optional) – 1/8 yard each
- Outer Border – ¼ yard



Supplies

- Sewing Machine Rotary Cutter and mat
- Threads for topstitching – select threads to match fabrics or use variegated threads (cottons, rayons or metallics) Neutral thread for bobbin
- Fabric scissors
- Pins (I use the long flower head pins)
- Tracing Paper and pencil (optional – for tracing collage details)
- Roxanne's Glue-Baste-It™ or your choice of fabric glue (for collage details)
- Ruler for rotary cutting borders Large Quilter's Square (12" or larger) for squaring piece
- Iron and ironing pad (mini-iron will work)
- Threads for quilting (machine or hand)
- Needles for machine quilting or hand quilting
- 100% cotton batting (approx. 18" x 22") + half yard fabric for backing
- "Walking Foot" and/or Darning Foot for Machine
- Quilting Pins for Basting (for tiny quilts like these, pins are great)



September Sampler Platter Lineup!

Saturday, September 17 and Sunday, September 18.



Join us for “**September All Star Virtual Sampler Platter Lineup!**” from **Quilters Global Connection**. 3-6 PM Eastern Time (*noon – 3pm Pacific Time*) on both Saturday, September 17 and Sunday, September 18.

Westside Quilters has registered as a guild, all WQ members will be able to view the September 17th & 18th program for free via Zoom. A Zoom link will be provided to all members for this fun, informative, 2-day event. Busy on the weekend? Recordings of the event will be available for 48 hours.

- 18 teachers demonstrating an array of quilting techniques and tips! Watch our social media channels for sneak peeks!
- PDF packet with information from each presenter.
- The recordings will be available for 48 hours!



National Coffee Day

Sept.
29th



National TV Dinner Day

Sept. 10th



Car Free

Day
Sept. 22nd





WQ Quarterly Meeting

Ellen Lindner

<http://adventurequilter.com/>

Saturday, October 8, 2022

10:00am -12:30am. Social Hour at 9:30am.

A Zoom link will be sent to all members

Join us for WQ Quarterly meeting and enjoy a lecture by art quilter, [Ellen Lindner](#). What do 750 pins, window screening, and paint have in common? They've all been used by Ellen Lindner in creative ways as she's made art quilts. Join her in an amusing accounting of some of the wacky things she's done over the years, some of them successful and some of them resulting in "rough drafts."

"I consider making art to be an adventure: one filled with challenges, joys, frustrations, and surges of adrenalin."

– Ellen Lindner

Ellen Lindner - Fabric Collage and Quilt Artist

Ellen Lindner is a talented quilt artist and teacher, who is passionate about making fabric into art. She says, "I make art for the pure joy of doing so!" Known for its strong contrasts and vivid colors, her art has been shown throughout the United States, and beyond, has been commissioned by several well-known hospitals, and has been published in several magazines. Ellen has been seen on Quilting Arts TV, where she taught some of her techniques. She's also written two books and several magazine articles.

Her work is very diverse, ranging from pictorial still lifes to modernist abstracts. In addition to using commercial fabrics, Ellen has recently started dying much of her own fabric. This enlivens her pieces and gives her one more way to control the results. She works in a freeform collage style, while borrowing heavily from traditional quilt making techniques.

Entirely self-taught, Ellen has worked most of her adult life as a flight instructor. Now utilizing her teaching expertise at a lower altitude, she offers lectures and workshops in a variety of quilting areas – both in person, live online (via Zoom,) and online on-demand. These are always well received, since Ellen's enthusiasm for design, color, and experimentation is contagious!



Top Five Things You Need to Know About Ellen Lindner:

#5 – She has worked most of her adult life as a flight instructor. Now utilizing her teaching expertise at a lower altitude, she offers lectures and workshops in a variety of quilting areas.

#4 – She owns approximately 1000 different fabrics, and 100 spools of thread! (Don't tell her husband!)

#3- Ellen has won many awards with her quilts, has written two quilting books, and has been featured on three different episodes of Quilting Arts TV.

#2 – She thoroughly enjoys the adventure of creating. She considers experimentation to be absolutely necessary for her artistic growth.

#1 – Ellen's first word was moo. (She grew up on a dairy farm and her playpen was at the barn! Her husband says she hasn't stopped talking since.)



National Dance Day
Sept. 17th




National Bald Is
Beautiful Day 13th



National Shamu the
Whale Day Sept. 26th



Day of the
Programmer
Sept. 13th



Leadership.....

Faith Ringgold in San Francisco

In mid-August, my husband and I traveled to northern California and spent a few days in San Francisco. While there we saw the Faith Ringgold exhibit at the De Young Museum.

I first encountered Faith Ringgold when I was a children's librarian and bought her picture book Tar Beach. I had no idea she was a quilter until much later and was introduced to her story quilts. The exhibit in S.F. contains paintings, political art, tapestries she did with her mother and clothes, but at least half of it is quilts. And, what quilts! Colorful, vibrant and full of life. Most of them are from different series she worked on. Each one of her story quilts has a printed narration around the sides of the quilt so the viewer can go deeper into the story.

In the "Tar Beach" series the quilts portray a young girl and her family spending the hot night on the roof of their apartment building in Harlem. She dreams that she and her brother can fly over New York City and see everywhere in the city.

One of my favorite series is inspired by her trip to France. "The Sunflowers Quilting Bee at Arles" features famous African American women surrounding a quilt of sunflowers with Van Gogh standing off to the side. "Dinner at Gertrude Stein's" and "Cafe Des Artistes" also are part of this series.

The exhibit is up until the end of November.

Terrie Dorio
Vice
President



Virginia Marshall
Julie Marquez
Nancy Sharpe
Betsy Barker

September 10
September 14
September 17
September 21



Treasurer

Karynn Dittmar, Treasurer

OPENING BALANCE AS OF 5/25/22		6642.55
INCOME		
Membership Dues / Donations	2065.00	
Workshop Fees	750.00	
Bank Adjustment	0.00	
Guest Fees	0.00	
Fabric Sale Fundraiser	0.00	
Amazon	16.45	
TOTAL INCOME		2831.45
EXPENSES		
Workshop Expense	400.00	
General Meeting Expense	350.00	
Charitable Contributions	0.00	
Administrative Expenses	0.00	
Membership Expenses	50.00	
SCCQG Insurance	0.00	
Website	242.33	
PO Box Rental	232.00	
Philanthropy / Ed. Expense	0.00	
Printing / Promotion / Admin.	0.00	
Square Up/Pay Pal Fees	26.37	
Government Fees	45.00	
TOTAL EXPENSE		1345.70
NET INCOME		1485.75
CLOSING BALANCE as of 8/28/22		8128.30

National Legwear Day Sept. 22nd



Website and Social Media:

The quilts from the Quilters' Showcase at our recent August meeting are now up on the WQ website at www.westsidequilterslosangeles.org. Take a look at some marvelous work!

And, as always, please send quick digital photos of your completed work to be included in our social media and Weekly Update. Please send to westsidequilters@yahoo.com.

Sally Wright
Website & Social Media Manager.

Celebrities Barbara Black and Karynn Dittmar spotted at the Long Beach International Quilt Festival.



Philanthropy.....

We have a **Philanthropy Workshop** coming up **November 12th** and wanted to give you a heads up on ideas.

As mentioned before, our focus for philanthropy this year will be Las Familias Del Pueblo. We hope to be able to provide them with as many children's quilts as possible with a pre-holiday delivery.

We came up with the Friendship Star and strip squares. Both are easy to make.

Here are some samples of the blocks we will be making:

The Friendship Star

The stars are made from 5" squares. You need to be able to see the star so there has to be contrast - either solid for the star and another pattern for the outside or the other way around.

You will need 4 half square triangles made from 5" pieces and placed per the picture.



Trim the other squares the size of the half squares and sew together as seen in the picture. The finished quilt size should be approximately 48x60 (20 squares)


Strip Squares

If you decide on the strips square, the strips can be any width and should end up being approximately 12" blocks, the same size as the stars.

We will also continue to collect larger quilts for Homeward Bound and 14' x 18' placemats for Meals on Wheels.

We hope to see you at the workshop on Zoom no matter what you would like to sew!

If you have any questions, please feel free to contact Lisa, Virginia or Luann.
Philanthropy Co-chairs



Calls for Entry September 2022

So happy to say the quilt shows and exhibits are slowly coming back to life even as the pandemic continues. The Mancuso's PIQF deadline is coming up soon and AQS has published their winter and spring calendar showing below. Road to California's entry process is open! Right now, as always, before sending off your entry to any show, double check to make sure that the event is actually taking place. See below. Hopefully as 2022 progresses there will be more opportunities. Watch this space!

For some great information from a veteran on how to get your work shown see this blog entry from Sue Bleiweiss <https://suebleiweiss.blog/2018/06/14/getting-your-work-out-there/>

I also recommend this blog post from Lyric Kinard on how to choose venues to display your work - <https://lyrickinard.com/2019/05/showing-your-work-choosing-venues/> In fact, there is a whole series of blog posts on getting your work out there that is well worth your time.

Here are some suggestions for quilt entry photography from International Quilt Festival.

PHOTOGRAPHING YOUR QUILT FOR SUBMISSION

Continuing our notifications for ways to display your quilts and textile pieces to a wider audience... Entering shows is not difficult, but to begin here are a few guidelines:

- Always make sure you read everything in the call including the calendar, requirements, rules, etc. Especially the rules! Will save headaches and disappointment later on.
- Keep a record on your entries so you won't be caught with a quilt needing to go two places at once. Having to remove a quilt from a show or exhibit because you misread the exhibition dates is a no-no. Ask me how I know...
- Having a great photo of your quilt - straight on, in focus, not on a bed or held up showing hands and feet, super important. There is lots of great info on quilt photography on line. Google!
- Don't be intimidated or depressed by a rejection! There are lots of different reasons why a quilt doesn't fit into a specific show. It is usually not because your quilt is bad!

The calls below are just a sample of the many opportunities out there. For more search "Fiber Art Calls for Entry" or "Quilt Calls for Entry"

Current Calls for Entry:

Quilt National '23 The Best in Contemporary Quilts at the Dairy Barn.

https://dairybarn.org/exhibits/call-for-entries/#qn23_prospectus

Entry Deadline September 5, 2022

Pacific International Quilt Competition: And Sew the Adventure Begins (Santa Clara, CA) Oct 11-17, 2022

[Upcoming Shows » Mancuso Show Management \(quiltfest.com\)](#)

Entry Deadline September 7, 2022

Pacific International Modern Quilt Competition: Mid Century Mod (Santa Clara, CA) Oct 11-17, 2022

[Upcoming Shows » Mancuso Show Management \(quiltfest.com\)](#)

Entry Deadline September 7, 2022

Pacific International Wearable Art Competition (Santa Clara, CA) Oct 11-17, 2022

[Upcoming Shows » Mancuso Show Management \(quiltfest.com\)](#)

Entry Deadline September 7, 2022

AQS Daytona Beach - February 2023 [https://www.americanquilter.com/quiltweek/aqs-quilt-contests/Entry Deadline September 20, 2023](https://www.americanquilter.com/quiltweek/aqs-quilt-contests/Entry%20Deadline%20September%2020%2C%202023)

Road to California Quilt Contest now open! Show runs January 18-21, 2023
<https://online.roadtocalifornia.com/userfiles/file/2023/Contest/New%20Rules%202023.pdf>
Entry Deadline October 3, 2022.

AQS Branson - March, 2023
<https://www.americanquilter.com/quiltweek/aqs-quilt-contests/> Entry deadline October 11, 2023

Historic Detail - Virtual Gallery. open to all SAQA members.
Walk down any street and you will see historic details. Architecture, landscape, and the community combine to create obvious and hidden discoveries. Whether the timeline is 20 or 2,000 years, art can open eyes to historic details, sharing clues that bring new awareness to public spaces.
https://www.saqa.com/sites/default/files/exhibitions/Prospectus/SAQA%20Virtual%20Gallery%20CFE%20-%20Historic%20Detail_0.pdf
Online entry October 1-31, 2022.

QuiltCon Color Shift 2023 (Atlanta, GA, February 26, 2023) <https://www.quiltcon.com>
Entry deadline Oct 31, 2022 (Members Modern Quilt Guild)

QuiltCon Windham Ruby+Bee Fabric Challenge (Atlanta, GA, February 26, 2023)
<https://www.quiltcon.com>
Entry Deadline Oct 31, 2022 (Members Modern Quilt Guild)

QuiltCon American Patchwork & Quilting Modern Log Cabin Quilt Challenge (Atlanta, GA, February 26, 2023)
<https://www.quiltcon.com> Entry Deadline October 31, 2023

Rocky Mountain Quilt Museum - Logs on a Roll | Log Cabin Quilts 2023
Exhibit dates: April 17—July 15, 2023
Modern, contemporary, or traditional - straight furrows, barn-raising, or mixed-up conglomerations of log cabin blocks. RMQM is looking for amazing log cabin quilts for the newest call for entries.
<https://www.rmqm.org/call-for-entries.htm>
Online Entry—November 1-30, 2022

AQS Paducah - April, 2023
<https://www.americanquilter.com/quiltweek/aqs-quilt-contests/> Entry Deadline March 15, 2023

Questions?

Sally Wright
sally@sallywrightquilts.com



**National Read a Book Day
Sept. 6th**





A NEIGHBORLY GUILD CALENDAR

September 2022

September 7 Santa Monica Quilt Guild www.santamonicaquiltguild.org	<u>Suzy Nash</u> : Lecture: Collage Quilts
September 10 Westside Quilters www.WestsideQuiltersLosAngeles.org	<u>Karen Eckmeier</u> Workshop: "Accidental Landscape Magic"
September 12 San Fernando Valley Quilt Guild www.sfvqg.net	<u>Dora Cary of Orange Dot Quilts</u> Lecture:
September 12 LA Modern Quilt Guild www.LAMQG.org	<u>Lizz Leral</u> , Executive Director <u>Quilting for Community</u> Lecture
September 17 Glendale Quilt Guild www.glendalequiltingguild.org	<u>David Owen Hastings</u> : Workshop: Inspired by Architecture
September 18 African American Quilters of Los Angeles www.easysite.com/aaqla	<u>Meeting</u> – third Sunday of the month
September 20 South Bay Quilters Guild www.southbayquiltersguild.org	<u>Lauretta Crites</u> Lecture: "CREATE! Keys to Unlocking Your Creative Power"
October 2022	
October 5 Santa Monica Quilt Guild www.santamonicaquiltguild.org	Noreen Skiles Lecture: Use It All - You Paid for It (ZOOM ONLY)
October 8 Westside Quilters www.WestsideQuiltersLosAngeles.org	<u>Ellen Lindner</u> Lecture:
October 9 & 10 San Fernando Valley Quilt Guild www.sfvqg.net	<u>Wendy Mathson</u> Lecture: "Designing Storm at Sea and Snails Trails" Workshop: Storm at Sea/snail's Trail
October 10 LA Modern Quilt Guild www.LAMQG.org	Meeting & lecture:
October 12 & 15 Glendale Quilt Guild www.glendalequiltingguild.org	<u>Jamie Davis</u> Lecture: History & Mystery of Baltimore Album Quilts Workshop: Zippered Project Bag with Elke Miyahara (Hybrid Workshop)
October 16 African American Quilters of Los Angeles www.easysite.com/aaqla	<u>Meeting</u> – third Sunday of the month
October 18 South Bay Quilters Guild www.southbayquiltersguild.org	<u>Sandy Corbin</u> Lecture: "Let's Talk Borders"
October ?? Simi Valley Quilt Guild www.simivalleyquiltguild.org	<u>TBD</u>

At Home and Surfing the Internet & some venturing out *(Temporarily replacing OUT AND ABOUT)*

Art from Cloth 2022 Thursday, September 15, at the Thousand Oaks Community Gallery, 2331 Borchard Road, Newbury Park, California 91320. The show closes at 5 p.m., Wednesday, September 28. Admission is free. There is no opening reception this year.

This year's challenge was to choose a famous artist and make a **Halloween-themed quilt in that artist's style**. Among the artists chosen: Dali, Degas, Warhol, Matisse and Klimt.

For more information, visit: www.extremequilters.com, email Rodi Ludlum at rodiludlum@ix.netcom.com, or call 818-597-9279



Craft Contemporary Museum – “Many, The Sum of the Parts: Dimensions in Quilting, and Many More” exhibits through September 11, 2022. 11 A.M. -5 P.M. Wednesday – Sunday. Seniors are \$7.00. More information on their website: craftcontemporary.org

Coastal Quilters Guild of Santa Barbara & Goleta “Harvest of Colors Quilt Show” Over 200 Traditional, Modern & Art Quilts and Special Exhibit: “Kids Can Quilt”
Saturday, September 24: 10am-5pm and Sunday, September 25: 10am-4pm
Warren Hall, Earl Warren Showgrounds, Santa Barbara, CA. Tickets and details at <http://www.coastalquilters.org/quiltshow.html>

Big Bear Lake Quilters” Guild Show – October 14 & 15, 2022. A Holiday Inn Resort 40650 Village Dr. Big Bear Lake, CA Info at: www.bigbearlakequiltersguild.com or contact KelleySmythe@gmail.com admission \$5.

"Stitch and Flip" in denim! from Patricia Belyea of Okan Arts...<https://okanarts.com/blogs/blog/stitch-flip-2-0?fbclid=IwAR1G-ISIVXG4ndRtQvHi1hJMbcgSrtSeR-oFC-iGoMbr6bTGAO1i4vC6vpM>

365 Challenge Sampler Quilt project from Kathryn Kerr...
<https://kathrynkerr.teachable.com/p/365-challenge-quilt-star-wonder>

The classes and teachers for the **upcoming PIQF in October**...<https://www.quiltfest.com/upcoming-shows-and-events/pacific-international-quilt-festival/>

Textile Talks - **Quilt National Then and Now**...<https://www.youtube.com/watch?v=2AuQBdmYZZk>

Quilting Arts podcasts? <https://www.quiltingdaily.com/category/quilting-arts-podcast/>

Quilters Take a Moment September 13 -18 virtual event. <https://www.quiltingdaily.com/category/quilting-arts-podcast/>

See the Speaker Calendar of the Southern California Council of Quilt Guilds for additional events. Go to www.sccqg.org scroll down to the bottom of the homepage and click on the box “Speakers” and see other SCCQG guilds and speakers into 2022

Featured WQ Member:

Nancy King —member since 2010

Interview and write up by Pat Karasick

Nancy became a charter member because she liked the idea of classes and the emphasis on quality teachers presenting the classes. She currently does not belong to any other guilds. She got started in quilting in 1992 after seeing a quilt show in Anza Borrego. Inspired, she started quilting.

Her next project is one of five ideas in her head. It could have Kaffe Fasset fabric. She just finished a large Housetop quilt with Kaffe Fasset fabric, so is taking a break to mediate on the next one. This new quilt may be made with one of her favorite techniques piecing and fusing raw-edge applique. Nancy cannot live without her rotary cutter or her Bernina 440E.

She never prewashes her fabrics or uses starch or fabric finish.

Pioneer Sourdough bread is always in her freezer. She remembers picking the bread up from the bakery. Nancy likes her coffee with milk and sugar.

Her favorite quote is “Do what you say you are going to do and do it.” She just finished reading the “Winter Sea” the first book in Susanna Kearsley “s Slain series.

Her quilting tip to you is just make the f_____ quilt. Finished is better than perfection.

Nancy’s greatest achievement is being a parent. Her wish for the future is for people to be kinder to each other. Wouldn’t it be great if COVID and Monkeypox went away?



Member Articles and Stuff...

Day trip Destination: The Huntington Library: The Huntington library, Art Museum and Botanical Gardens, 1151 Oxford Road, San Marino, CA 91108





By Pat Karasick

I must give my husband credit for this field trip. He researched and found out that the first Thursday is free. This is very popular. Reservations are required on weekends and strongly recommended on weekdays. I had not been there in years. We went specifically for the Greene and Greene exhibit. I did not know about the American Folk Art exhibit. The pieces in the gallery rotate regularly. You can get up close enough to really see the exquisite quilting. The galleries were not crowded. Masks were highly advised inside. If you bring headsets, you can hear the audio descriptions of many of the pieces on display. There were also examples of shirred hearth rugs and painted furniture. Of course, the gardens are beautiful. Quilting inspiration everywhere, especially for me in the pathways created with thousands of pebbles in the Chinese garden area. Upcoming exhibits include Gee's Bend, Crafting a garden, and inspiring Walt Disney.

The tea house was closed for renovations, so we ate lunch in the 1919 cafeteria. Outdoor seating was available. The food was delicious, and quickly prepared in front of us with lots of healthy options. Picnicking is not allowed.

It was a great day trip!



<p><u>National Voter Registration Day</u> Sept. 20th</p>		<p><u>National Gymnastics Day</u>– Sept. 17th</p>	
<p><u>National Video Games Day</u> Sept. 12th</p>		<p><u>National Kids Take Over The Kitchen Day</u> Sept. 13th</p>	

Executive Board Minutes, Sunday, August 7, 2022

Meeting called to order 10:10 A.M.

Excused: Del, Nancy, Marianne, Virginia

Additions: Non-members will pay \$10.00 not \$15.00 starting in 2023.

No fee for lectures included in Sew-ins.

15 quilters registered for Carol's Postcard class.

President: Sally started by reading a card from Nancy Sharpe.

She gave tickets to the Big Bear Show, October 14-15 to Debbie.

Art from the Cloth will be September 15-28, 2022, at the Thousand Oaks Gallery, 2331 Borchard Road, Newbury Park, CA 91320 www.extrememquilters.com

Members discussed review of the Long Beach Show. Our ad was in the brochure. Spacing at the show was good, attendance seemed lower. Karynn met Barbara Black. Zena Thorpe had an exhibit of her quilts.

Guilds can now register with Quiltfolk. They will send complimentary magazines that can be used as a door prizes. They also have online classes. Terrie has taken some and recommends them, although pricey.

Vice-President: Terrie attended orientation meeting of the SCCQG (Southern California Council of Quilting Guilds) in July. SCCQG will continue the Zoom Format. There are currently 101 guilds on the roster. Insurance costs went up. We pay by the number of members.

Payment is due in September. Terrie will update their webpage to reflect our new leadership. Heritage Program is beginning again.

Secretary: Pat also attended SCCQG. Names will be included in the minutes. Most of her breakout room discussion was about newsletters.

Treasurer: Karynn reported that we have \$8,000+ in the bank. She filed the proper forms with the Secretary of State. This figure includes all the renewed members.

Payments for membership and workshops is available by cash, check, Zelle, Paypal, and credit card. Electronic payments should be sent to: Treasurer@westsidequilterslosangeles.org

Membership: Amy will send out a reminder to pay dues and invite a friend to join. Cutoff date to continue to receive benefits is September 15. Letters containing the code will be sent out after the cutoff date. As of today, there are 43 members.

Programs: Barbara reported that Global Connection was well attended by board members. Karynn will sign the guild up for the next one in September.

Next workshop scheduled (Friday August 12) Carol Morrissey class is closed with 11 on the roster. Lisa Erlandson will be the speaker at the August 13 general meeting. Nancy will be emailing teachers to reconfirm and handle the Zoom. Barbara will introduce the teachers.

Amy will be a backup Zoom account; Guild currently uses Sally's account.

Forms WILL be necessary. Non-members will pay an additional \$15.00 plus the class fee.

Karen Eckmeier Beach landscape is open. So far 4 on the class list.

Upcoming: Friday, October 7 cancelled

Saturday October 8 Ellen Lindner, Confessions of a Fabric Whisperer, lecture only

Saturday, November 12, Philanthropy, pattern will be announced. Creating children's quilts will be the focus.

Saturday, December 10 outdoor tea in Pat's backyard. Potluck, masks optional. Nancy will do door prizes. Karynn's backyard is plan B. More conversation as the date gets closer, paper cups vs. china teacups and pots.

Locations for in person meetings were discussed. Currently, LAPD is limiting seating to 15. Westchester Senior Center charges too much. Safety, parking, good WIFI and ADA access needs to be considered.

There will be no charge for general meetings. Programs and lectures will have a fee. Nancy will release her survey after the new roster is posted in October. All information is on the web page. Highlights of 2023 will be posted in October.

Philanthropy: Lisa and Luann held up various blocks. They are requesting children's quilts 45"x 60" in kid friendly fabrics, preferably quilted and bound. Friendship stars and or striped block were suggested in a large block. Still need placemats. 150 just delivered, need 300 more. Two guilds, Westside Quilters and Santa Monica and a group are contributing to the project.

Newsletter: Debbie announced that the deadline is Sunday, August 28 or earlier. Newsletters should not be shared. It is a benefit of guild membership.

Website: Sally is requesting photos. Weekly updates address is: Westsidequilters@ Yahoo.com Del compiles Show and Tell photos for the quarterly meetings. Photos should be sent to her at: quilterdel@aol.com

The artist and the designer should be credited

New Business:

Sally clarified that you will only receive the Weekly Update if you are subscribed to the Weekly Updates. If you get unsubscribed, only the member can sign up. The Web Master cannot.

Next meeting: Sunday, September 18, 2022, 12:00 P.M. in Luann's backyard, snacks are welcome
Respectfully submitted,
Pat Karasick



<p><u>National Tradesmen Day</u> Sept. 16th</p> 	<p><u>Mayflower Day</u> Sept. 16th</p> 	<p><u>National Lobster Day Sept. 25th</u></p> 
<p><u>National Comic Book Day</u> Sept. 25th</p> 	<p><u>National Beer Lover's Day</u> Sept. 7th</p> 	<p><u>Uncle Sam Day</u> Sept. 13th</p> 

Virtual General Meeting Minutes, August 13, 2022

President: Sally Wright welcomed everyone to the virtual quarterly meeting and called the meeting to order. She asked for approval of the May minutes posted in the newsletter, Luann made the motion and Karynn seconded it; membership approved. Website requests photos of finished quilts sent to Westsidequilters@Yahoo.com. Please support the Guild and sign up for workshops and renew your memberships.

The Guild requests that you fill out a new form each time, available on the website. If audited, the guild needs physical proof of providing education and membership.

Treasurer: Karynn reported that the Guild has \$8143.39 in the bank. The budget was printed in the newsletter. Terrie made a motion to accept the budget, seconded by Luann. Membership approved. Payment for workshops and membership can be paid for by Zelle, preferred way, Paypal, credit card, and checks. No cash currently. Send to Treasurer@westsidequilterslosangeles.org

Membership: Sally stated that we had 43 or 44 renewals. She is hoping that more members will send in their renewal form before September 15th. This is the cutoff date if you want to be included in the guild roster and receive the benefits of being a member, newsletter, weekly updates and reduced class registration fees.

Philanthropy: Lisa announced that Saturday, November 12 there will be a virtual workshop is planned with the emphasis on making children quilts. Read the newsletter for more information about sizes and patterns.

Placemats: Luann reported that 140 were just delivered to West Los Angeles. Inglewood is requesting 350. So far, the two guilds, Santa Monica, Westside Quilters and Quilts from the Heart have donated 740 since June. Placemats should be 14" x 18", quilted and bound. This is an ongoing project.

Programs: Barbara reported that Carol Morrissey's Postcard class was very successful. Karen Eckmeier's Beach landscape class is open. Class will be Saturday, September 10. Please fill out the registration form. Deadline will be Thursday, September 8 at 5:30 P.M.

Saturday, October 8 will be a general meeting, Ellen Lindner will be speaking. Her lecture is called "Confessions of a fabric Whisperer".

Saturday, December 10 will be an in-person holiday tea. Please save these dates.

2023 is fully booked, waiting on booking 2024. Hybrid meetings may be a possibility.

Don't forget to tune into Global Connection in September. The guild pays for this service. You can watch it live or within 48 hours on YouTube. These are mini tutorials with patterns available.

Nancy will be sending a survey out to the renewed members seeking feedback and suggestions to guide the programs of Westside Quilters.

Quilter's Showcase put together by Del.

- Bobbi L. Colorful Hearts donated to Philanthropy, Carquinez Straits Sunset, done in Gloria Loughman's class
- Terrie D. Hibiscus started in a class with Phyllis Cullen Summer Place.
- Pat- wedding kneelers, ring pillow and blue quilt using pattern Half and Half from Jenny Doan, flowers from Eleanor Burns' Magic Vine and vine from Alex Anderson's neutral quilt.
- Maxine's pieced top backed and quilted for Quilt from the Heart.
- Barbara M-P Who's Hiding in the Jungle, Stack and wack, shuffle the deck with raw edge applique done in a three-day workshop called Quilt Africa Summit. Luckily, M & L had more zebra fabric.

- Stephania B. is now an art quilter. She had an entry at Long Beach. She likes multi-media challenge quilts using watercolor pencils, wax crayons, beads and fused fabric.
- Luann Sailboats from Jenny Doan's book Precut Companion. Color my World, block of the month from TQS quilted by Matt Randall.
- Virginia sent a photo of her baby quilt made from an ABC panel.
- Marianne, Karynn, Barbara, Carolee, Debbie, Pat and Vicki held up postcards from yesterday's workshop.
- Sally W. submitted 'There's a Summer Place' design by Karen Eckmeier. She highly recommends her as a teacher. Upcoming workshop features a small project that looks complicated, but really isn't.
- Judith held up two quilts for us to see from her home in Tennessee; one was a one with wild jungle fabric quilted by Missouri Star, and a star quilt.

Newsletter: Debbie is requesting quilting related articles and photos.

Guest speaker: Lisa Erlandson, quilt maker, collector, historian and appraiser - "Make your Best Quilt". Lisa previously a teacher in public school made her first quilt in 1991. She lives in Gainesville, Texas. Her talk was full of inspirational quotes and examples of good and less than good quilts. Her talk included ways to improve your quilts beginning with the visual impact of the quilt. She encourages you to always use the best quality materials possible.

An appraiser gives you the value of your quilt based on workmanship, design and technique.

A judge looks at the quilt to see if it fulfills the requirements of the competition, technique, workmanship, and is the quilting design suited to the quilt pattern. Backs do matter. More importantly, does your quilt make you happy? Did you exercise your creativity and have fun? Her talk was spot on for members who submit their quilts. Inspirational for the rest of us to continue to take classes and do our best continually improving our skills.

Respectfully submitted,
Pat Karasick

<p><u>National Make Your Bed Day</u> Sept. 11th</p> 	<p><u>National Women's Health & Fitness Day</u> Sept. 28th</p> 	<p><u>Wife Appreciation Day</u> Sept. 18th</p> 
<p><u>National Wildlife Day</u> Sept. 4th</p> 	<p><u>National Teddy Bear Day</u> Sept. 9th</p> 	<p><u>National Punctuation Day</u> Sept. 24th</p> 

Editor's Note:

Last month I was keen on sewing up some pickle dish blocks, but looking at the bowl of oranges on my kitchen counter started my new orange peel pattern craving. It will be a simple little pillow for my couch, which needs a little punch of Kaffe Fassett fabric color!

The top is pieced using Jenny Doan's Missouri Star technique, which is very easy. <https://www.youtube.com/watch?v=5tyAig7Xupl>.

On a different subject, but definitely Westside Quilters Newsletter relevant. If you want to continue to get the Westside Quilters newsletter and be part of the wonderful informative WQ Quarterly Meetings, plus the additional lectures, and events that are offered by Westside Quilters, please renew your membership by September 15th! The new 2022-2023 Westside Quilters roster and email list will be redone with only the list of people who have renewed.



Keep Stitching, Stay Safe and Stay Healthy.....

Debbie Nussbaum
Newsletter Editor



National Newspaper Carrier Day
Sept. 4th



National New York Day
Sept. 21st



National Cherries Jubilee Day
Sept. 24th



Elephant Appreciation Day
Sept. 22nd



Next Executive Board Meeting

The next meeting of the Executive Board will be held, September 18, 2022
All members of Westside Quilters are welcome to attend with prior notice to
Pres@WestsideQuiltersLosAngeles.org.



Our Mission

A new kind of guild organized for educational and charitable purposes; to promote cooperation and the exchange of ideas among quilters; to instruct members in methods and techniques of traditional and contemporary creative quilting; to serve mini-groups and their philanthropic endeavors within the community; to inspire personal achievement.

Officers 2022-2023

President	Sally Wright
Vice President	Terrie Dorio
Secretary	Pat Karasick
Treasurer	Karynn Dittmar
Program	Barbara Marom-Pollack, Del Walker, and Nancy Kawahara
Membership	Amy Barer
Newsletter	Debbie Nussbaum
Philanthropy	Lisa Drew, Virginia Marshall, and Luann Jaffe
Website Manager	Sally Wright

Appointed Positions

Hospitality	Kim Ryan, Matt Randall
Meeting Set-Up/Take-Down	Marianne Simpson Lisa Drew and Sonja Daniel
Photographer	Sally Wright
President Emeritus	Roberta Walley

Mailing Address **Post Office Box 641925
Los Angeles, CA 90064**

Website

www.WestsideQuiltersLosAngeles.org

Facebook We're on Facebook. Check out the banner on the WQ website home page (lower center).

Amazon There is a boxed message in the lower center of our website home page giving a direct link to Amazon. By using this link, anything you purchase earns a 4% "dividend" paid directly to WQ. *This only works if you enter the Amazon website from the WQ website link.*

iGive.com This is another way to benefit WQ when shopping on the Internet. Here you need to register (the iGive.com logo appears in the lower center on the WQ website home page and links you directly to iGive.com). More than 800 Internet retailers participate (Barnes & Noble, Bed Bath & Beyond, Enterprise Rent-A-Car, Lancome -- to name a few). Follow the instructions at iGive.com.

Non-Profit Status Westside Quilters is tax-exempt from Federal income tax under section 501(c)(3) of the Internal Revenue Code, and classified as a public charity under section 170 of the Code, according to the determination letter dated May 26, 2011 received from the Internal Revenue Service. The effective date of exemption is June 17, 2010. Donations to Westside Quilters are fully tax-deductible for individuals and other entities such as corporations, partnerships, trusts; Westside Quilters is qualified to accept tax deductible bequests and gifts or transfers of gifts.

F.E.I.N. 27-3145733
(Federal Employer Identification Number)



National Live Creative Day September 14th

